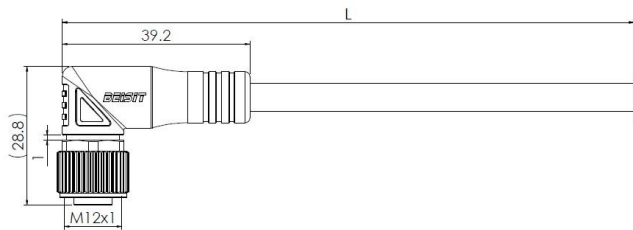


## Actuator and sensor cable, PVC-Connection cable, M12, A-coding, 4-pin, Shielding



**Typecode** M12A04CWF2ZV050S00  
**ID** 1006050000105

### Technical Data\*

#### Connector A

Connector	Female, M12 x 1, angle, A-coding
Number of pins	4-pin
Contacts	Brass, Gold-plated
Coupling nut/screw	Zinc, Nickel-plated
Contact carriers	PA
Seal	FKM
Connector body	PUR, black
LED	No
Mechanical lifespan	≥100 Mating cycles
Pollution degree	3
Protection class	IP67, Only in screwed condition
Locking mode	Screw, M12 x 1
Standard	IEC 61076-2

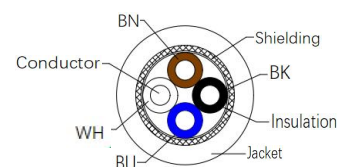
#### Cable

Cable length	5.0 m
Cable diameter	Ø 5.60 mm ±0.20 mm
Cable jacket	PVC, black
Sheath stripping length	50 mm
Shielding	Yes
Core insulation	PVC
Label for cables	L=20 mm, PVC
Core colors	1-BN, 2-WH, 3-BU, 4-BK
Conductor structure	43/0.10 mm, Bare copper, stranded
Core cross-section	4 x 0.34 mm²

### Features

- M12, Female, angle, 4-pin
- Stripping of cable tail jacket
- Cable jacket material: PVC
- Jacket color: black
- Resistant to chemicals, oils and radiation
- Resistant to salt spray
- Anti vibration
- Protection class: IP67
- RoHS-compliant
- Approval: cULus, CE

### Cable structure



**Technical Data\*****Electrical properties**

Connector rated voltage	250 V
Connector rated current	4 A
Connector insulation resistance	$\geq 100 \text{ M}\Omega$
Cable rated voltage	300 V
Cable test voltage	2000 V
Cable conductor resistance	$\leq 55.4 \text{ }\Omega/\text{km}$

**Mechanical and chemical properties**

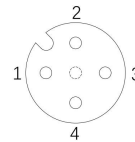
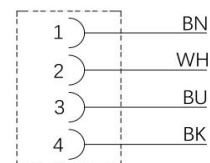
Bending radius (stationary installation)	$\geq 5 \times \varnothing$
Bending radius (flexible use)	$\geq 10 \times \varnothing$
Bending cycles	$\geq 1 \text{ Mio.}$

**Operation temperature**

Ambient temperature range (stationary)	-25 °C ... 80 °C
Ambient temperature range (in motion)	-5 °C ... 80 °C

**Commercial data**

Country of origin	CN
Packaging unit	1 pc

**Contact assignment****Connection diagram**

\* Please note that the data specified here were design data, and the parameters of product are subject to changes without prior notice. Matters not mentioned herein. Please contact customer service. Please also note that the user is responsible for validating functionality, conformity with applicable laws and directives, as well as for the electrical safety in the particular application.